



## Practical Information for EU PVSEC Participants

### ACCESS

#### Access to the Conference

You have to register and pay the registration fee to have access to the Conference. The Conference registration can be processed online. The EU PVSEC Dinner can additionally be booked in every registration category. Participants of certain countries may need a visa. For comprehensive information about the Conference registration and to get to the online registration area, please visit: [Conference Registration](#)  
If you have already registered, you can pick-up your badge and your conference material on-site at the Conference Registration Desk in the Registration Area, 1st floor.

#### Access to the Exhibition

As admittance to the Exhibition is included in the Conference registration, no separate visitor ticket for the Exhibition is needed for registered Conference participants. If you want to exclusively visit the Exhibition, please either register online with further printing of your ticket or get your ticket directly on-site at one of the ticket counters. The Visitor Ticketing counter can be found in the Registration Area, 1st floor.

Visitors of certain countries may need a visa.

For comprehensive information about the Exhibition Visitor Ticketing please visit:

[Exhibition Visitor Ticketing](#)

#### Access to the EU PVSEC Parallel Events

You need to have registered for the Conference in order to have access to EU PVSEC Parallel Events.

For comprehensive information about EU PVSEC Parallel Events please visit:

[EU PVSEC Parallel Events](#)

#### Payment of Registration Fees / Tickets

Access to the Conference is only permitted after full and successful payment of the respective registration fee of the chosen category/period. You may pay via bank transfer or via credit card. Visa, MasterCard and American Express cards are accepted.

Access to the Exhibition is only permitted after either full and successful payment of the Conference registration fee (if you are also participating in the Conference) or obtaining an Exhibition visitor ticket. Visitor tickets can be received after online registration with further printing of your ticket or directly on-site at one of the ticket counters.



## Credit Cards

WIP, the organiser of the EU PVSEC, accepts Visa, MasterCard or American Express credit cards for the payment of your participation fee.

## Prices

Please find an overview on all EU PVSEC ticketing prices at a glance at:  
[Registration categories, registration fees and registration benefits](#)

## Exhibitors

Exhibitors are listed in the [List of Exhibitors](#) which is available online. All important information for Exhibitors can be found on the webpage at [www.photovoltaic-exhibition.com](http://www.photovoltaic-exhibition.com).

Exhibitors will be provided with dedicated Exhibitor passes.

Exhibitors, who also would like to participate in the Conference have to register as a regular Conference delegate or designated person. Depending on the size of your stand your booking of exhibition space includes up to three conference participations at a preferential rate for designated persons.

More information about this exclusive service for exhibitors can be found in the Exhibitor' Manual which is available online via the [User Area](#) for Exhibitors.

## Invitation Letters

### For Conference Delegates

Conference Delegates must be an author of an accepted and confirmed paper or must have registered and paid the required registration fees before requesting an official letter of invitation for visa purposes.

Authors can download their invitation letter within the registration process in the [User Area](#), as soon as they received their official notification letter of abstract acceptance by the programme secretariat.

If you are not an author, you can download your invitation letter only after complete, successful registration including full payment of your registration fee.

### For Exhibitors

The down payment for the exhibition space has to be made before applying for a letter of invitation for visa purpose. You can find the request form in the Exhibitors' Manual which is available online via the [User Area](#) for Exhibitors.



## SERVICES

### Networking and Catering

#### Coffee Breaks

Coffee Breaks are included in the Conference fee. They will be served in the Conference breaks in the Exhibition Area, 1st floor.

#### Welcome Reception

On Monday, 09 September after the last session, the Welcome Reception will take place in the Exhibition Area, 1st floor and is free for all Conference and Exhibition participants. Come and meet your colleagues of the PV community and celebrate the EU PVSEC 2019 as a major networking platform for the global PV Solar sector.

#### Networking Lunch

A networking lunch will be available for interested delegates from Monday to Thursday, 09 - 12 September, in a dedicated networking area in exclusive ambiance, directly in the Marseille Chanot Convention and Exhibition Centre, Room Endoume 3, Garden Level. This avoids queueing up in lunch periods and provides a networking environment. The networking lunch will be served in buffet style and suits for vegetarians, as well as for meat lovers.

Tickets can be booked within your [online registration](#) process and need to be paid in advance. Tickets are limited and may become subject to availability! Tickets will not be sold on-site. Access to the networking lunch will be granted upon presentation of a lunch voucher which you will receive at the registration desk on-site along with your registration documents. Lost tickets will not be replaced. Take this occasion to meet your existing contacts and to establish new ones in a relaxed atmosphere!

#### EU PVSEC Dinner

**Wednesday, 11 September 2019 from 19:30 – 23:00**

The EU PVSEC Dinner will be a most captivating social event of the EU PVSEC week:

- Meet professionals from the PV world
- Savour excellent food
- Enjoy pleasant atmosphere to relax and network
- Free Bus Shuttle starting at 18:45 at the Marseille Chanot Convention and Exhibition Centre and going back at 22:00.

Interested Delegates and Exhibitors are welcome to take part in the EU PVSEC Dinner. Tickets for the EU PVSEC Dinner can be booked within your Conference registration process or on-site at the Conference Registration Desk (subject to availability). The price for one ticket is 95 Euros.



## Restaurants

A special dedicated Networking Lunch could be booked prior to the event. Tickets are not available on-site. For those who did not include Networking Lunch tickets in their registration, there is a wide range of cafés and restaurants in and around Marseille Chanot Convention and Exhibition Centre.

## EU PVSEC Programme Online / App

We recommend using the EU PVSEC Programme Online Tool / App in order to most successfully schedule your EU PVSEC week.

The EU PVSEC Programme Online provides a quick and detailed general synopsis of all events, sessions and presentations, speaker's CV and photos of the EU PVSEC 2019. It provides targeted search e.g. by speakers, organisations, topics, product categories, keywords, time and location. Create your personal, clearly laid out agenda. See at a glance where and when your chosen presentations / sessions take place and get detailed information about the respective topics. You may save and modify your agenda at any time.

Please use the online version at [www.eupvsec-planner.com](http://www.eupvsec-planner.com), or the mobile version at [mobile.eupvsec-planner.com](http://mobile.eupvsec-planner.com).

The mobile version is web-based and can be used by all kinds of smartphones. All you need is your smartphone's browser and internet connection.

More information about the EU PVSEC App can be found at [www.photovoltaic-conference.com](http://www.photovoltaic-conference.com).

## List of Exhibitors

A List of Exhibitors who already confirmed their participation is available on [www.photovoltaic-exhibition.com](http://www.photovoltaic-exhibition.com).

## Jobs4PV

Recruiting new talents is crucial for the PV Industry. Jobs4PV is a service organized within the EU PVSEC 2019 and is addressed to conference delegates, exhibitors and visitors in order to help potential employers and employees to meet and to exchange relevant information. You will find Jobs4PV represented at the Exhibition site, where job offers will be posted on the job wall. Please feel free to pin up your printed job offers onto the on-site Jobs4PV job wall.

## Information Centre

Our organisation and registration team will be glad to assist you on-site for any information and help you might need during the event.

In addition, there will be information boards, situated close to the registration desks. A Programme / Info Board shows the Conference Programme for the entire week, including all last-minute changes. It also serves as reference for checking further details of the Conference and social programme.

We kindly ask you to check these boards on a regular basis.



## Lost and Found

Lost and found items can be recovered at the registration desks located on the first floor.

## Wardrobes / Cloakroom and Luggage Facility

Wardrobes / cloakrooms are available close to the entrance area on the 1st floor.

## WLAN / Internet

WLAN is available in the meeting centre. You can easily log-in with your WLAN compatible electronic device.

Network: FREE\_WIFI\_CHANOT

Select FREE\_WIFI\_CHANOT network, enter your email address and you will be connected to the free WiFi

## Opening hours

### Opening hours of Conference Registration Desk

Sunday	08 September 2019	16:00 – 18:00
Monday	09 September 2019	07:30 – 19:00
Tuesday	10 September 2019	08:00 – 19:00
Wednesday	11 September 2019	08:00 – 19:00
Thursday	12 September 2019	08:00 – 19:00
Friday	13 September 2019	08:00 – 09:30

### Opening hours of Exhibition

Monday	09 September 2019	13:00 – 20:00
Tuesday	10 September 2019	09:00 – 18:00
Wednesday	11 September 2019	09:00 – 18:00
Thursday	12 September 2019	09:00 – 16:00

### Opening hours of Presenters' Desk

Sunday	08 September 2019	16:00 – 18:00
Monday	09 September 2019	07:30 – 19:00
Tuesday	10 September 2019	08:00 – 19:00
Wednesday	11 September 2019	08:00 – 19:00
Thursday	12 September 2019	08:00 – 19:00
Friday	13 September 2019	08:00 – 12:00

### Opening hours of the Authors' Area

Sunday	08 September 2019	16:00 – 18:00
Monday	09 September 2019	07:30 – 19:00
Tuesday	10 September 2019	08:00 – 19:00
Wednesday	11 September 2019	08:00 – 19:00
Thursday	12 September 2019	08:00 – 19:00



# EU PVSEC 2019 09 - 13 September 2019

36th European PV Solar Energy Conference and Exhibition  
Marseille Chanot Convention & Exhibition Centre • Marseille, France




## VENUE

### Addresses

#### Organiser of the EU PVSEC

WIP GmbH & Co. KG  
Sylvensteinstr. 2  
81369 Munich  
Germany  
Tel.: +49-(0)-89-720 12 735  
Fax: +49-(0)-89-720 12 791

#### Programme secretariat

Jon de Gregorio  
 +49-(0)-89-720 12 723  
 +49-(0)-89-720 12 791  
 [pv.manuscripts@wip-munich.de](mailto:pv.manuscripts@wip-munich.de)




#### Exhibition service

Denis Schultz  
 +49-(0)-89-720 12 738  
 +49-(0)-89-720 12 777  
 [pv.exhibition@wip-munich.de](mailto:pv.exhibition@wip-munich.de)




#### Address of the venue

Marseille Chanot Convention and  
Exhibition Centre  
114 Rond-Point du Prado  
13008 Marseille  
France

#### Conference service

Anna Stenzel  
 +49-(0)-89-720 12 773  
 +49-(0)-89-720 12 791  
 [pv.conference@wip-munich.de](mailto:pv.conference@wip-munich.de)

#### Exhibition accounting

Christine Paukner  
 +49-89-720 12 729  
 +49-89-720 12 777  
 [exhibition-accounting@wip-munich.de](mailto:exhibition-accounting@wip-munich.de)



## **Parking Facilities**

There are no parking spaces at the Marseille Chanot. Alternatively, you can park at the Centre Commercial Prado Shopping mall located right next to Marseille Chanot at 41 Boulevard Michelet, 13008 Marseille, France.

## **Emergencies / First Aid**

### **Inside the Conference / Exhibition**

It is always recommended calling a hostess or informing the organising team at the registration desks in case of an emergency.

### **Outside the Conference/ Exhibition**

#### **Emergency Telephone Codes**

European emergency call:	112
Police:	17
Ambulance	15

**France country code is +33.**

In spite of due diligence, EU PVSEC cannot assume liability for accuracy of the information.

## **Insurance**

The organisers do not accept liability for individual medical, travel or personal insurance and participants are strongly advised to make their own arrangements regarding health and travel insurance.



## PROGRAMME

### Opening Session

The Conference Opening will take place on Monday, 09 September from 08:30 – 12:15 in Auditorium 1. Three Keynote and Plenary speakers present their research work on New Materials and Concepts for Photovoltaic Devices.

### Oral presentations

Orals are verbal presentations with a timeslot of 15 minutes presented in power point. More information can be found in the [EU PVSEC Conference Programme](#). Create your personal agenda with the EU PVSEC Programme Online / App.

### Plenary Presentations

Plenaries are also oral presentations but with a time slot of 20 minutes and no other session takes place at the same time. More information can be found in the [EU PVSEC Conference Programme](#). Create your personal agenda with the EU PVSEC Programme Online / App.

### Visual Presentations

Visuals are presentations in form of a poster. It should concentrate on the outstanding features of a project and should present data in a way easily grasped by the viewer, with a minimum of text. It will be visible to the participants every day of the conference week and the speaker is free to present the work at any time. To guarantee maximum information exchange the author will present the poster during a specific time. More information can be found at the [EU PVSEC Conference Programme](#). Create your personal agenda with the EU PVSEC Programme Online / App.

### Closing Session

The Conference Closing will take place on Friday, 13 September at 12:10 in Auditorium 1. All EU PVSEC participants are invited to attend this session which encompasses the Conference Summaries, the EU PVSEC Student Awards, the Awards for Outstanding Visual Presentations and concluding presentations.





## EU PVSEC Parallel Events

In addition to the Conference Programme and the PV Industry Exhibition, the EU PVSEC Parallel Events offer a deep insight into specific topics along the most recent technology, market and business trends and address to global decision makers from industry, research, finance and politics.

Please find here all EU PVSEC Parallel Events: [EU PVSEC Parallel Events at a glance](#)

Access to the Parallel Events is included in the Conference Fee on day(s) registered.

## Language

The official language used throughout the Conference is English.

## INFORMATION FOR AUTHORS

### Notes for Authors / Instructions for Authors / Paper Submission

The Instructions below include important information on how to prepare and submit your manuscripts for publication in the EU PVSEC Proceedings.

#### Plenary / Oral Presentations

Speakers of Plenary and Oral presentations hand in their presentation/s at the Presenters' Desk. A technician will control the correct functionality and transfer the presentation to the respective auditorium. Further details regarding Plenary/Oral Presentations can be found in the [Notes for Authors](#).

Speakers and Chairpersons of Plenary and Oral sessions meet 15 minutes prior to the start of their session in the respective auditorium in order to be briefed and to become acquainted with audio-visual aid.

#### Visual / Poster Presentations

Authors of Visual presentations are requested to set up their posters on the allotted boards as early as possible on Monday morning, 09 September and to take them down on Thursday, 12 September, after the last session at 18:30. All Visual presentations should be presented through the full 4 days from Monday to Thursday in the Poster Area. The panel at your disposal will have a maximum display area measuring 0.85 m wide x 1.20 m high. This allows posters of up to A0 format (841 mm x 1189 mm, upright format). The boards will be numbered according to the Conference Programme. Please find all detailed guidelines in the [Notes for Authors](#) of Visual Presentations.

Authors of posters are requested to be in-situ at their posters at the session time indicated in the Programme Brochure, in order to present their paper to the audience and to create a Q&A session.



## **Publication in the EU PVSEC Proceedings**

In order to be published in the EU PVSEC 2019 Proceedings, corresponding authors of each presentation have to submit the original paper online between 2nd-12th September 2019 in his/her user area.

Only corresponding authors of each submission may upload final manuscripts. This means that the corresponding author is the only author from each paper that is able to complete the submission (as is the case for abstract submission). If the manuscript is not made available during this period, your paper cannot be published in the Conference Proceedings.

The document must be submitted in both Microsoft Word and Adobe Acrobat PDF formats.

To upload the paper, corresponding authors have just to follow the step-by-step procedures provided in the user area and complete the mandatory electronic Copyright Transfer Agreement as one of the steps of the online submission. The Copyright Transfer Agreement is compulsory and can only be carried out electronically. During the submission of your paper, you will be taken automatically to the EU PVSEC electronic copyright form. Your paper submission will not be complete and therefore cannot be published without the electronic copyright submission.

The Instructions for Preparation of Papers are available for download on the EU PVSEC website. You can find computers and technical support for the online submission of final manuscripts on site.

The EU PVSEC 2019 Proceedings gather all scientific papers, which have been presented at the EU PVSEC 2019 and have also been submitted for publication online. It constitutes a comprehensive source of state-of-the-art information and vital point of reference for researchers, technologists, decision-makers, entrepreneurs and all involved in the global PV sector.

The EU PVSEC Proceedings will be available online from November 2019.

## **Prizes and Awards**

### **European Becquerel Prize for Outstanding Merits in Photovoltaics**

The European Becquerel Prize for Outstanding Merits in Photovoltaics was established by the European Commission in 1989 to mark the 150th anniversary of Alexandre-Edmond Becquerel's discovery of the photovoltaic effect in 1839, which laid the foundation of both, photovoltaics and photography.

Read more: [Becquerel Prize](#)

### **Awards for the best Visual Presentations 2019**

Considered as one of the main features of the Conference the most outstanding visual presentations will be awarded. The award giving procedures were based on the quality of the contents reported and on the quality of the presentation.

### **EU PVSEC Student Awards 2019**

To encourage high-quality work among young researchers, the EU PVSEC Student Awards are delivered in recognition of the most remarkable and outstanding research work in the field of PV on the occasion of the EU PVSEC 2019.



## TRAVEL INFORMATION / TOURIST INFORMATION

### How to reach

Marseille Chanot, the Marseille Exhibition and Convention Centre is located at the heart of the city and is easy to access:



#### By plane

Marseille Provence International Airport is 30 minutes from Marseille Chanot. Take a direct train, an omnibus or an express shuttle service to the city centre (Marseille St Charles station). After a 19-minute train ride, get off at Marseille St Charles station (Gare de Marseille-Saint-Charles) and continue by train (see below).



#### By rail

Marseille Chanot is just 5 stops (6 minutes) from the Marseille St Charles station (Gare de Marseille-Saint-Charles). Take the M2 to Ste Marguerite Dromel and get off at Rond-Point du Prado. From there it is only an approx. 4-minute walk (350m).



#### By car

There are no parking spaces at the Marseille Chanot. Alternatively, you can park at the Centre Commercial Prado Shopping mall located right next to Marseille Chanot at 41 Boulevard Michelet, 13008 Marseille, France.

### Country Code / Telephone

The international access code for France is +33. Mobile phones with GSM-standard do work without any problems in France.

### Electricity

The standard power supply in France is 230 V AC as in most countries of Western Europe. A transformer and an adapter are necessary to use electrical appliances from various countries. Adapters are available in most hardware stores.




### Time Zone

France is in the Central European Time Zone. Central European Standard Time (CET) is 1 hour ahead of Greenwich Mean Time (GMT+1).



# EU PVSEC 2019 09 - 13 September 2019

36th European PV Solar Energy Conference and Exhibition  
Marseille Chanot Convention & Exhibition Centre • Marseille, France

<b>ACCESS</b>	1	<b>Emergencies / First Aid</b>	7
Access to the Conference	1	Inside the Conference / Exhibition	7
Access to the Exhibition	1	Outside the Conference/ Exhibition	7
Access to the EU PVSEC Parallel Events	1	Insurance	7
Payment of Registration Fees / Tickets	1	<b>PROGRAMME</b>	8
Credit Cards	2	Opening Session	8
Prices	2	Oral presentations	8
Exhibitors	2	Plenary Presentations	8
Invitation Letters	2	Visual Presentations	8
<b>SERVICES</b>	3	Closing Session	8
Networking and Catering	3	EU PVSEC Parallel Events	9
Coffee Breaks	3	Language	9
Welcome Reception	3	<b>INFORMATION FOR AUTHORS</b>	9
Networking Lunch	3	Notes for Authors / Instructions for Authors / Paper Submission	9
EU PVSEC Dinner	3	Plenary / Oral Presentations	9
Restaurants	4	Visual / Poster Presentations	9
EU PVSEC Programme Online / App	4	Publication in the EU PVSEC Proceedings	10
List of Exhibitors	4	Prizes and Awards	10
Jobs4PV	4	European Becquerel Prize for Outstanding Merits in Photovoltaics	10
Information Centre	4	Awards for the best Visual Presentations 2019	10
Lost and Found	5	EU PVSEC Student Awards 2019	10
Wardrobes / Cloakroom and Luggage Facility	5	<b>TRAVEL INFORMATION / TOURIST INFORMATION</b>	11
WLAN / Internet	5	How to reach	11
Opening hours	5	 By plane	11
Opening hours of Conference Registration Desk	5	 By rail	11
Opening hours of Exhibition	5	 By car	11
Opening hours of Presenters' Desk	5	Country Code / Telephone	11
Opening hours of the Authors' Area	5	Electricity	11
<b>VENUE</b>	6	Time Zone	11
Addresses	6		
Parking Facilities	7		